

Demographic Risk Map

The online tool "Demographic Risk Map" is developed by the Laboratory "Demographic Change" in cooperation with the Ageing Labour Force Research Unit of the Rostock Center for the Study of Demographic Change. BASF, Evonik, SAP working together with econsense, BMW, Hitachi, Metro, Salzgitter, ThyssenKrupp Steel and Volkswagen established the Laboratory to assist companies develop the right solutions for their needs and to harness the opportunities brought about by demographic change. To tackle demographic change with its risks and take advantage of its chances, companies need information that is tailored to their objectives, scientifically reliable and easily accessible. The Demographic Risk Map provides this information and is conceived to help companies integrate demographic change into their strategic planning.

More information about the Laboratory "Demographic Change" and the "Demographic Risk Map" under:

www.demographic-risk-map.eu

www.demographicchange.info

Email: demographicchange@econsense.de

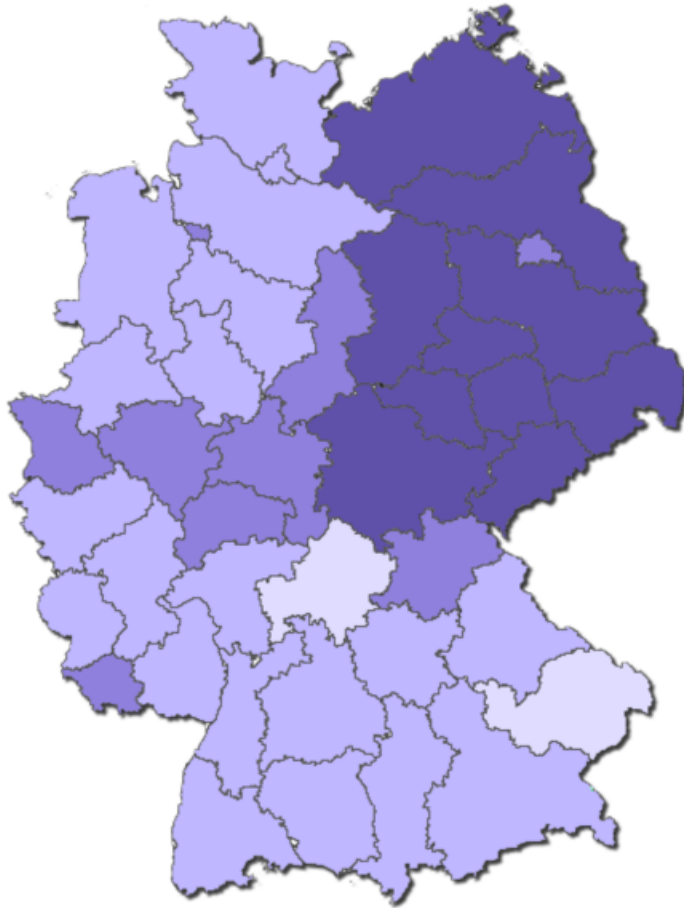
Demographic Change Data

+ Types

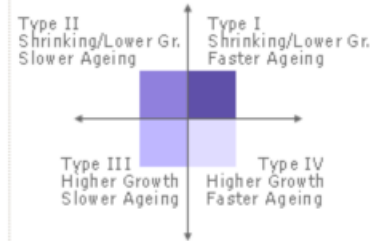
+ Germany

+ -

+ 1990-2030



Germany



Value Types

The **RDC Type** pictures the pattern of demographic change in a region as compared to average ageing and population growth in the EU-27 in the period under consideration.

Contents

EuroGeographics for the administrative boundaries



Rostock Center for the Study of Demographic Change.

© 2008 by econsense.

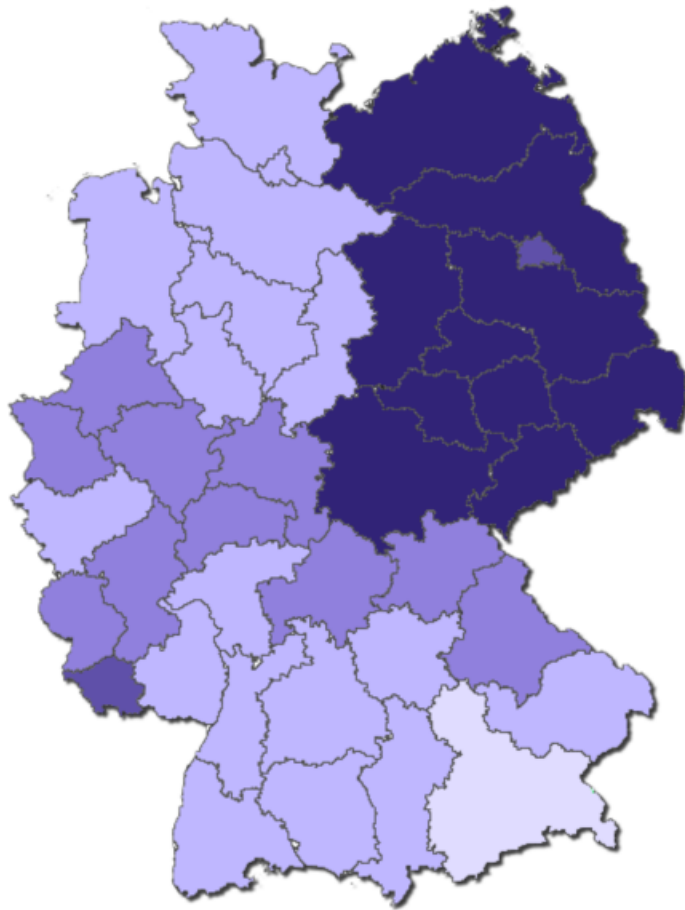
Demographic Change Data

+ Index

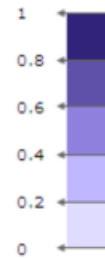
+ Germany

+ -

+ 1990-2030



Germany



• Value Index

The **RDC Index** measures the extent of regional demographic change within a period. Values very close to 0 (1) occur if a region simultaneously displays very slow (fast) ageing and high population growth (shrinking) as compared to all periods and all regions considered.

Contents

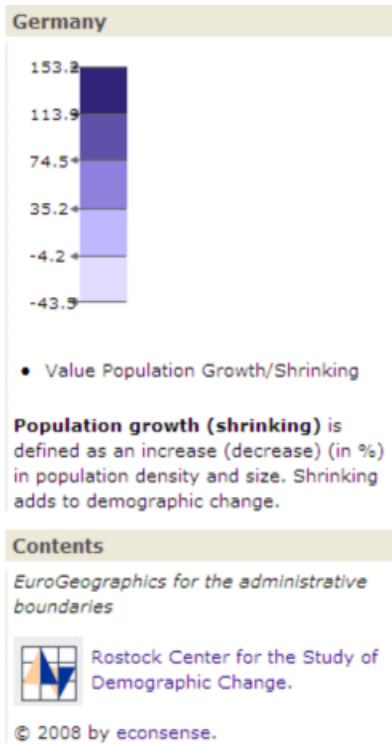
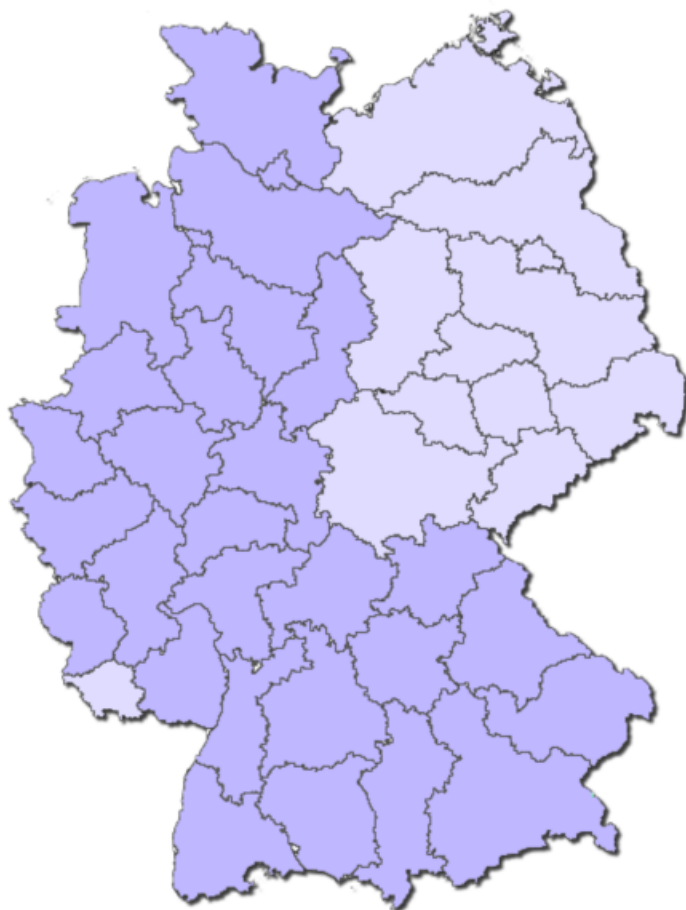
EuroGeographics for the administrative boundaries



Rostock Center for the Study of Demographic Change.

© 2008 by econsense.

Demographic Change Data
+ Population Growth/Shrinking
+ Germany
+ -
+ 1990-2030



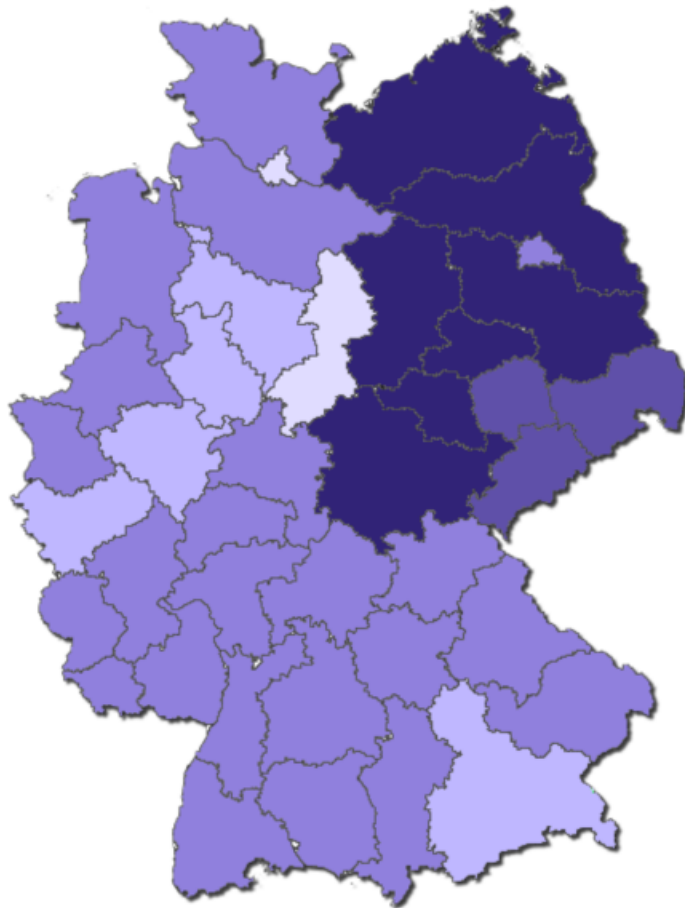
Demographic Change Data

+ Ageing

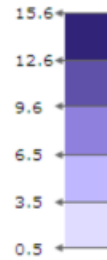
+ Germany

+ -

+ 1990-2030



Germany



• Value Ageing

Population ageing is measured as an increase (in years) in mean age. Ageing adds to demographic change.

Contents

EuroGeographics for the administrative boundaries



Rostock Center for the Study of Demographic Change.

© 2008 by econsense.