

# Demographic Risk Map

The online tool "Demographic Risk Map" is developed by the Laboratory "Demographic Change" in cooperation with the Ageing Labour Force Research Unit of the Rostock Center for the Study of Demographic Change. BASF, Evonik, SAP working together with econsense, BMW, Hitachi, Metro, Salzgitter, ThyssenKrupp Steel and Volkswagen established the Laboratory to assist companies develop the right solutions for their needs and to harness the opportunities brought about by demographic change. To tackle demographic change with its risks and take advantage of its chances, companies need information that is tailored to their objectives, scientifically reliable and easily accessible. The Demographic Risk Map provides this information and is conceived to help companies integrate demographic change into their strategic planning.

More information about the Laboratory "Demographic Change" and the "Demographic Risk Map" under:

[www.demographic-risk-map.eu](http://www.demographic-risk-map.eu)

[www.demographicchange.info](http://www.demographicchange.info)

Email: [demographicchange@econsense.de](mailto:demographicchange@econsense.de)

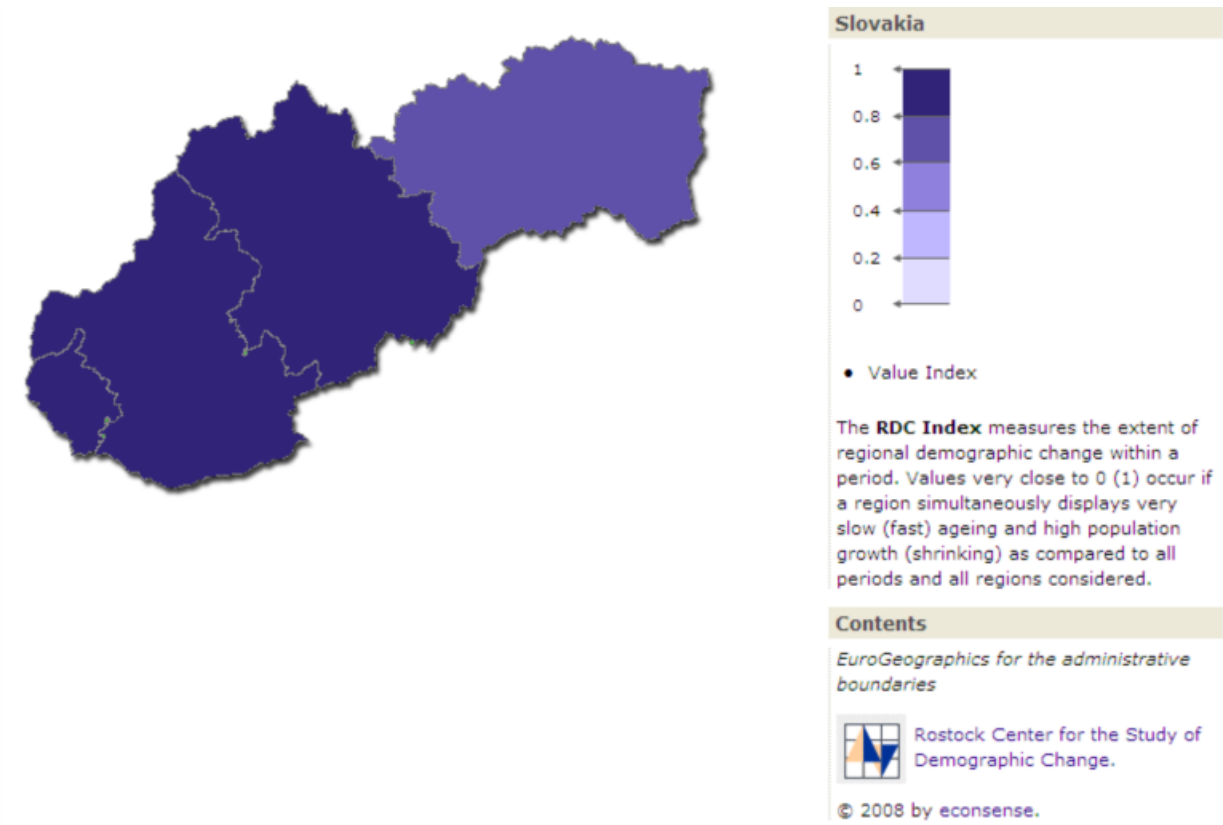
# Demographic Change Data

+ Index

+ Slovakia

+ -

+ 1990-2030



# Demographic Change Data

+ Types

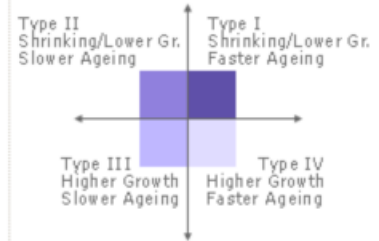
+ Slovakia

+ -

+ 1990-2030



## Slovakia



### Value Types

The **RDC Type** pictures the pattern of demographic change in a region as compared to average ageing and population growth in the EU-27 in the period under consideration.

## Contents

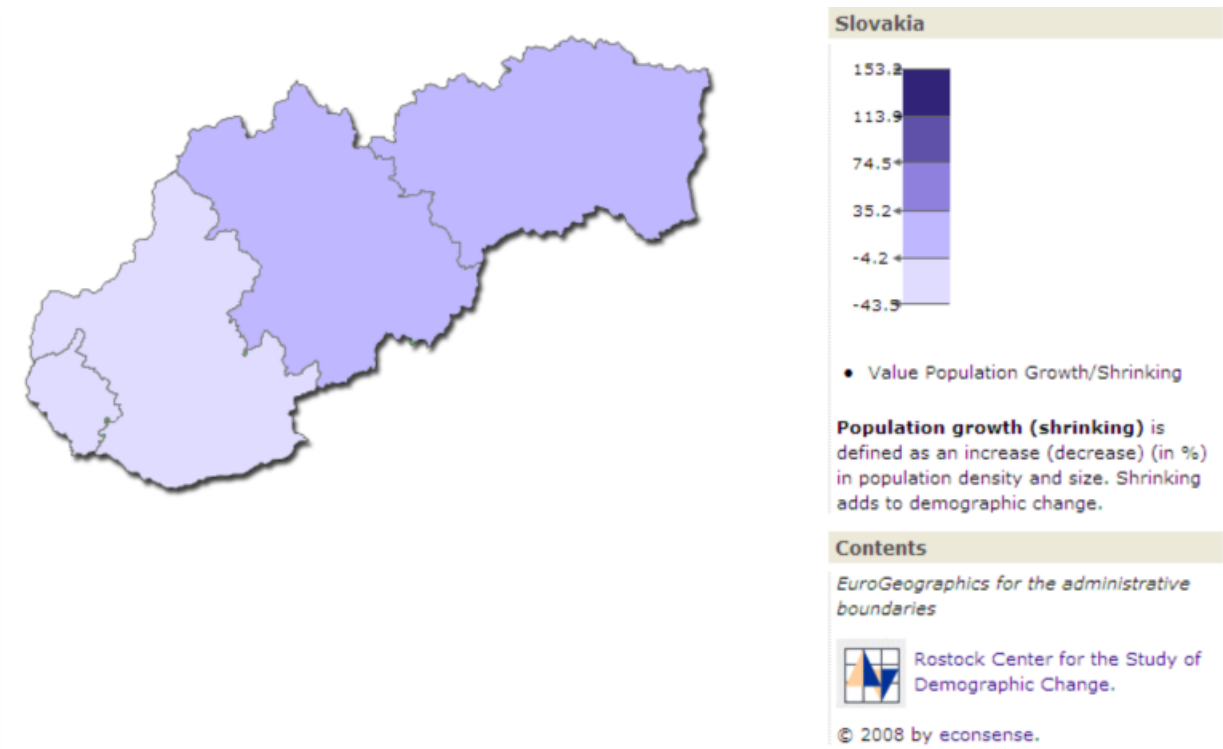
*EuroGeographics for the administrative boundaries*



Rostock Center for the Study of Demographic Change.

© 2008 by econsense.

Demographic Change Data  
+ Population Growth/Shrinking  
+ Slovakia  
+ -  
+ 1990-2030



# Demographic Change Data

- + Ageing
- + Slovakia
- + -
- + 1990-2030

