

Demographic Risk Map

The online tool "Demographic Risk Map" is developed by the Laboratory "Demographic Change" in cooperation with the Ageing Labour Force Research Unit of the Rostock Center for the Study of Demographic Change. BASF, Evonik, SAP working together with econsense, BMW, Hitachi, Metro, Salzgitter, ThyssenKrupp Steel and Volkswagen established the Laboratory to assist companies develop the right solutions for their needs and to harness the opportunities brought about by demographic change. To tackle demographic change with its risks and take advantage of its chances, companies need information that is tailored to their objectives, scientifically reliable and easily accessible. The Demographic Risk Map provides this information and is conceived to help companies integrate demographic change into their strategic planning.

More information about the Laboratory "Demographic Change" and the "Demographic Risk Map" under:

www.demographic-risk-map.eu

www.demographicchange.info

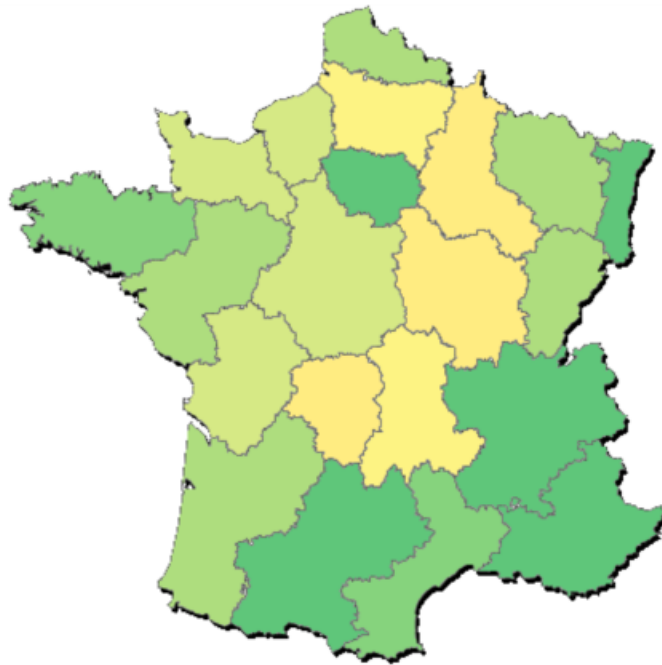
Email: demographicchange@econsense.de

Demographic Location Risk

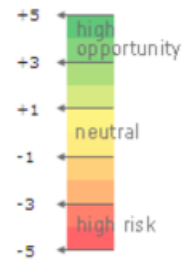
+ All Dimensions

+ France

+ -



France



• Score All Dimensions

The **overall RDLR** score is calculated as arithmetic mean of the individual scores assigned to the four selected location factors.

Contents

Data Source: Eurostat, Labour Force Survey, ESPON, European Values Study, National Statistics Offices; own calculations. Data restrictions may apply (documentation available on request)

EuroGeographics for the administrative boundaries



Rostock Center for the Study of Demographic Change.

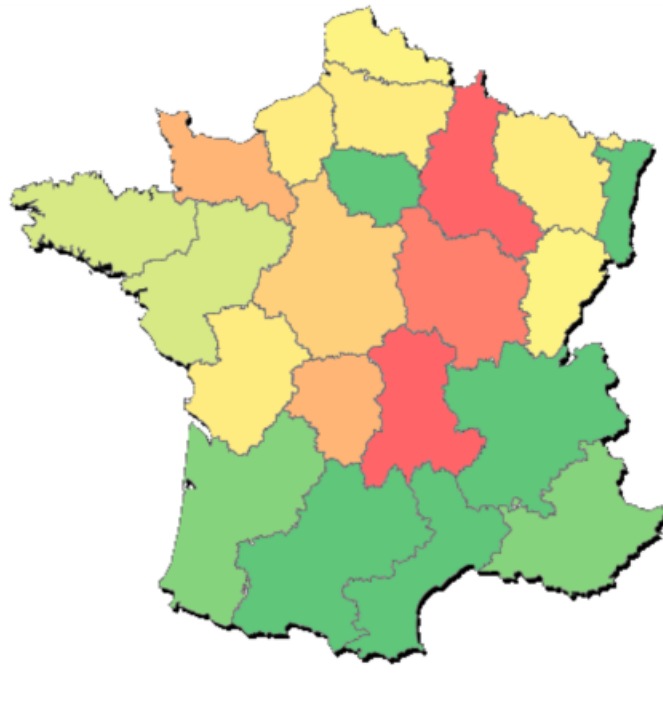
© 2008 by econsense.

Demographic Location Risk

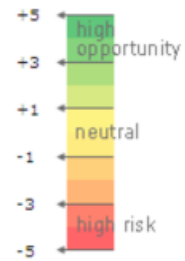
+ Labor Supply

+ France

+ -



France



• Score Labor Supply

The score for **RDLR in Labour Supply** shows risks and opportunities regarding regional labour supply. The basic DemLoc indicator is composed of indicators for labour force participation and changes in the working-age population. Additionally, indicators for three contextual factors are considered: female part-time work, unemployment of women and elderly, accessible population.

Contents

Data Source: Eurostat, Labour Force Survey, ESPON, European Values Study, National Statistics Offices; own calculations. Data restrictions may apply (documentation available on request)

EuroGeographics for the administrative boundaries



Rostock Center for the Study of Demographic Change.

© 2008 by econsense.

Demographic Location Risk

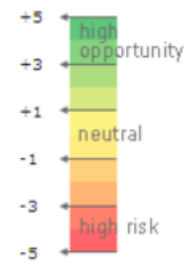
+ Human Capital

+ France

+ -



France



• Score Human Capital

The score for **RDLR in Human Capital** shows risks and opportunities regarding regional human capital availability. The basic DemLoc indicator is composed of indicators for educational attainment and the age of the highly skilled. Additionally, indicators for three contextual factors are considered: educational investment, unused female potential, life-long learning.

Contents

Data Source: Eurostat, Labour Force Survey, ESPON, European Values Study, National Statistics Offices; own calculations. Data restrictions may apply (documentation available on request)

EuroGeographics for the administrative boundaries



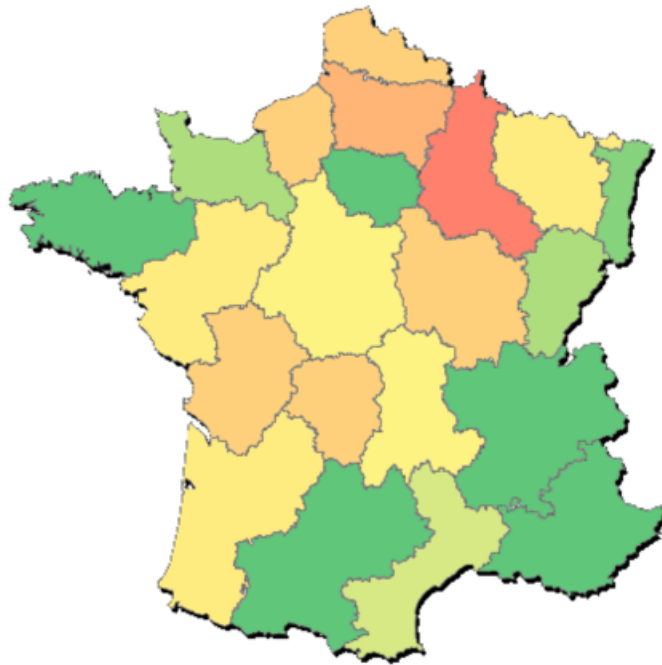
© 2008 by econsense.

Demographic Location Risk

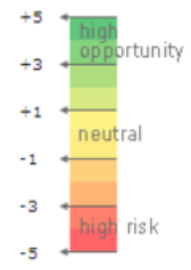
+ R & D Performance

+ France

+ -



France



• Score R & D Performance

The score for **RDLR in R&D** shows risks and opportunities regarding research and development. The basic DemLoc indicator is composed of indicators for high-tech patenting and the age of the employed in knowledge-intensive sectors. Additionally, indicators for three contextual factors are considered: R&D expenditure, academic infrastructure, cultural openness of the labour market.

Contents

Data Source: Eurostat, Labour Force Survey, ESPON, European Values Study, National Statistics Offices; own calculations. Data restrictions may apply (documentation available on request)

EuroGeographics for the administrative boundaries



© 2008 by econsense.

Demographic Location Risk

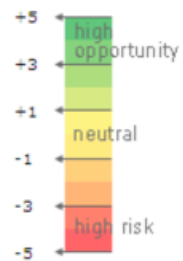
+ Labor Productivity

+ France

+ -



France



• Score Labor Productivity

The score for **RDLR in Labour Productivity** shows risks and opportunities regarding regional labour productivity. The basic DemLoc indicator is composed of indicators for gross value added and the age of the employed. Additionally, indicators for three contextual factors are considered: work orientation, investment activity, days not worked

Contents

Data Source: Eurostat, Labour Force Survey, ESPON, European Values Study, National Statistics Offices; own calculations. Data restrictions may apply (documentation available on request)

EuroGeographics for the administrative boundaries



Rostock Center for the Study of Demographic Change.

© 2008 by econsense.